

St. Thomas English school

Class- 1

Evs L-6 (My house , My shelter)

Hardwords

- 1.protect
- 2.dustbin
- 3.biggest
- 4.living room
- 5.throw
- 6.dining room
- 7.apartment
- 8.single storey house
- 9.kuccha house

Q. 1.Tick the correct answer

- A. In which room do you eat?
(c.) dining room
- B. Where is sugar and rice kept
(b)kitchen
- C. Visitors sit in thethe
(c) living room

Q. 2.Fill in the blanks----

- a. Single storey house
- b. bathroom

- c. dining room
- d. dustbins
- e. apartment

Q. 3 Mark the sentence right or Wrong-----

- a. Right
- b. Wrong
- c. Wrong
- d. Right
- e. Right

Q. 4. Match the following-----

A group

1. Utensils

2. Bed

3. Washing basin

4. Dining chairs

B group

kitchen

bedroom

bathroom

dining room

Q. 5. Answer the following.

a. Where are vegetables kept in your house?

Ans. Vegetables are kept in our kitchen.

2. In which room do you keep your books?

Ans. We keep our books in our studyroom.

c. Where do the moneyless people live in a city?

Ans. Moneyless people live in the street.

Odia


① Std-1 Odia Date _____
Page _____

Write in your c.w copy.


L-7

<u>2 letter words</u>	<u>3 letter words</u>
→ କା	→ କାକ
→ ଷା	→ ଷାକ

→ Picture Reading



କା



ଷା

ପଢ଼ାଣୁ - ୧
(୨ ଟି ଉଦାହରଣ ଦିଅନ୍ତୁ)

କା = କାକ, କାକି
 ଷା = ଷାକ, ଷାକି
 କା = କାକ, କାକି
 ଷା = ଷାକ, ଷାକି

② Date _____
Page _____

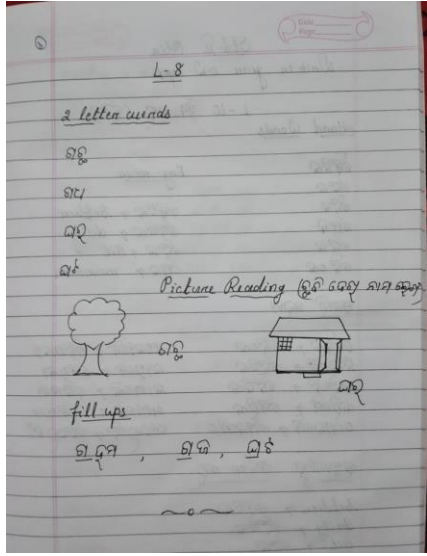
କା = କାକ, କାକି
 ଷା = ଷାକ, ଷାକି
 କା = କାକ, କାକି
 ଷା = ଷାକ, ଷାକି
 କା = କାକ, କାକି
 ଷା = ଷାକ, ଷାକି

୧) ଶୁଣା ଶୁଣା କର
 କାକ, ଷାକ, ଷାକ, କାକ

୨) ସଂକଳିତ ଶବ୍ଦ
 ଶାକାକ → କାକା
 ଶାକାକ → ଷାକାକ
 ଶାକାକ → କାକା
 ଶାକାକ → ଷାକାକ

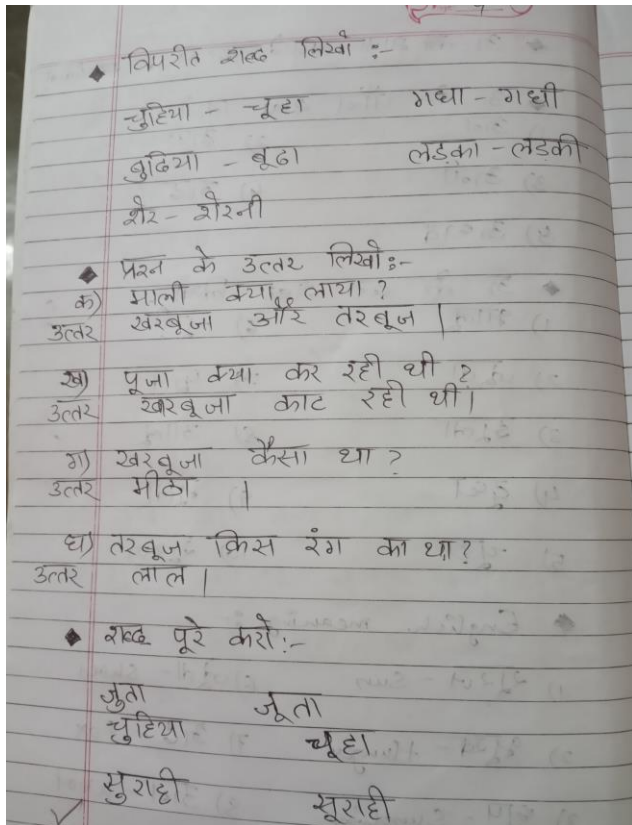
୩) ଠିକ୍‌ସଠିକ୍ ଶବ୍ଦ
 କାକା → Pen
 ଷାକାକ → news

-x-



Hindi

Write in ur C. W. Copy



पाँच फूलों के नाम :-

- 1) गुलाब
- 2) चंपा
- 3) लिली
- 4) गेंदा
- 5) सूरजमुखी

9 से 10 गिनती लिखो :-

9	99	29	39	89
2	92	22	32	82
3	93	23	33	83
4	94	24	34	84
5	95	25	35	85
6	96	26	36	86
7	97	27	37	87
8	98	28	38	88
9	99	29	39	89
10	20	30	40	50

G.K.

Write in book

L-21 Stay Safe (Pg.no-25)

Stay safe to avoid accidents. (Already done. Learn it by yourself).

L-22 Things around us (Pg.no-26)

What are these things made of ?

- 1. paper**
- 2. clay**
- 3. glass**
- 4. fabric**
- 5. leather**

L-23 Looking At Leaves (Pg.no-27)

A. Name the plant by looking at the leaf.

- 1. Neem**
- 2. Peepal**
- 3. Banana**

B. Collect different types of leaves from your surroundings. Stick them in the box below and label each of them. (Do by yourself)

English I

Chapter 6

Verbs

Write the question answer in your English 1 notebook.

Q .what is verbs?

A. Words that show action are called verbs. They are also called doing words.

Do the exercises in your book, not in your copy [answer are provided]

Page 44

Clap, run, walk, count, fly, eat, laugh, hop, swim.

1. Page 45

1. draw, play, talk, smell, hear

2. Sing, help, hit, sell, brush

3. Pick, climb, drive, paint, act

2. Page 45

a. Plays

b. Goes

- c. **Finish**
- d. **Look**
- e. **Helps**
- f. **Takes**
- g. **Watches**
- h. **Eat**
- i. **Walk**
- j. **Cut**

3. Page 46

- a. **Fly**
- b. **Cries**
- c. **Rings**
- d. **Bark**
- e. **Play**
- f. **Eat**
- g. **Shines**
- h. **Read**

4. Page 46

- a. **Twinkles**

- b. Live**
- c. Stitches**
- d. Dance**
- e. Likes**
- f. Work**
- g. Go**
- h. Paints**
- i. Cries**
- j. Sing**

5. page 47

- 1. Brushes**
- 2. Bathes**
- 3. Wears**
- 4. Eat**
- 5. Studies**
- 6. Plays**
- 7. Does**
- 8. Eats**

Let's work in pairs

- a. I do yoga and exercise.
- b. I pack my school bag.
- c. I do my morning prayer.

- a. My friend plays badminton.
- b. My friend does her schoolwork.
- c. My friend watches cartoon channel.

Let's work in group

Run, dance, eat

Story writing

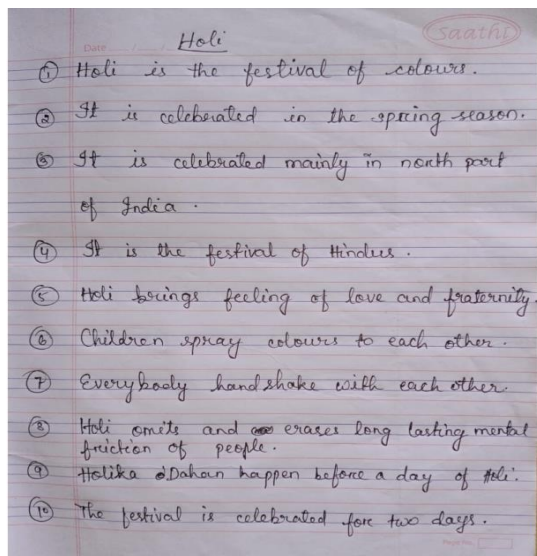
[Write in your English-1 notebook].

THE SPIDER AND THE KING (As fill ups)

[brave, defeated, run, shelter, spider, give up, completed, failure, might]

Vikram was a **brave** king. Once he was **defeated** in the war. He had to **run** for the life. Vikram took **shelter** in the cave. He saw a small **spider** trying to weave a web, across the ceiling of the cave. It was tired. It did not **give up**. Finally, it climbed up and **completed** the web. Vikram learnt that if a small spider can face **failure** bravely "why should I give up? I will try with all my **might** till I win ".

Compo - Holi



Maths

(Bookwork)

NUMBERS: 1 TO 5

Practice writing your numbers.


1						
2	2	2	2	2	2	
2	2	2	2	2	2	
3	3	3	3	3	3	
3	3	3	3	3	3	
4	4	4	4	4	4	
4	4	4	4	4	4	

(Do pg no. 16 and 17 as like pg 15)

New Guided Mathematics Class 1

NUMBER NAMES


Write the number names.

1 

one

one


one

2 

two

two


two

3 

three

three


three

4 

four

four

four

5 

five

five











five

(Do pg 19 as like page 18)

New Guided Mathematics Class 1

MAKING A TEN

put in a string makes a necklace of 10 beads


 10 beads	 a necklace of 10 beads															
 1 ten	 1 one															
<table border="1" style="width: 100%;"> <tr><td>11</td><td>11</td><td>11</td><td>11</td><td>11</td></tr> <tr style="background-color: #f9e79f;"><td colspan="5" style="text-align: center;">Eleven</td></tr> <tr><td colspan="5" style="text-align: center;">Eleven</td></tr> </table>		11	11	11	11	11	Eleven					Eleven				
11	11	11	11	11												
Eleven																
Eleven																
 1 ten	 2 ones															
<table border="1" style="width: 100%;"> <tr><td>12</td><td>12</td><td>12</td><td>12</td><td>12</td></tr> <tr style="background-color: #f9e79f;"><td colspan="5" style="text-align: center;">Twelve</td></tr> <tr><td colspan="5" style="text-align: center;">Twelve</td></tr> </table>		12	12	12	12	12	Twelve					Twelve				
12	12	12	12	12												
Twelve																
Twelve																
 1 ten	 3 ones															
<table border="1" style="width: 100%;"> <tr><td>13</td><td>13</td><td>13</td><td>13</td><td>13</td></tr> <tr style="background-color: #d9ead3;"><td colspan="5" style="text-align: center;">Thirteen</td></tr> <tr><td colspan="5" style="text-align: center;">Thirteen</td></tr> </table>		13	13	13	13	13	Thirteen					Thirteen				
13	13	13	13	13												
Thirteen																
Thirteen																
 1 ten	 4 ones															
<table border="1" style="width: 100%;"> <tr><td>14</td><td>14</td><td>14</td><td>14</td><td>14</td></tr> <tr style="background-color: #d9ead3;"><td colspan="5" style="text-align: center;">Fourteen</td></tr> <tr><td colspan="5" style="text-align: center;">Fourteen</td></tr> </table>		14	14	14	14	14	Fourteen					Fourteen				
14	14	14	14	14												
Fourteen																
Fourteen																





(Do pg 21 as like pg 20)

New Guided Mathematics Class 1

Revision Exercise













How many of each do you see in the picture?
Count and circle the correct number name for each.



	Zero	One	Two	Three	Four
	Seven	Eight	Nine	Ten	Four
	One	Two	Three	Four	Five
	Nine	Six	One	Two	Three

3 Numbers: 21 to 99

NUMBERS: 21 TO 50



 2 tens	 1 one	21 21 21 21 21 Twenty-one Twenty-one
 2 tens	 2 ones	22 22 22 22 22 Twenty-two Twenty-two
 2 tens	 3 ones	23 23 23 23 23 Twenty-three Twenty-three
 2 tens	 4 ones	24 24 24 24 24 Twenty-four Twenty-four
 2 tens	 5 ones	25 25 25 25 25 Twenty-five Twenty-five
 2 tens	 6 ones	26 26 26 26 26 Twenty-six Twenty-six

(Do pg 24,25,26,27 as like pg 23)

28 New Guided Mathematics Class 1

TENS AND ONES

We know that 0, 1, 2, 3, 4, 5, 6, 7, 8 and 9 are digits. Using these digits, we form different numbers. Look at the number 11. The digit 1 has been written twice.

This digit 1 means 1 set of 10 ones.  This digit 1 means 1 one. 


This digit is in the **tens** place. **1 ten is bigger.**


Tens	Ones
1	1


This digit is in the **ones** place. **1 one is smaller.**

Tens	Ones
	1

Forming Numbers
Tick (✓) the correct number. One has been done for you.

2 tens and 3 ones  21 48 12 23

3 tens and 6 ones  63 13 26 36

4 tens and 3 ones  22 43 34 44

Numbers: 21 to 99 **29**

NUMBERS: 51 TO 99

Fill in the empty boxes. One has been done for you.

$\begin{array}{c} 51 \\ \swarrow \downarrow \\ 5 \quad 1 \\ \text{tens ones} \end{array}$ Fifty-one	$\begin{array}{c} 52 \\ \swarrow \downarrow \\ 5 \quad 2 \\ \text{tens ones} \end{array}$ Fifty-two	$\begin{array}{c} 53 \\ \swarrow \downarrow \\ 5 \quad 3 \\ \text{tens ones} \end{array}$ Fifty-three	$\begin{array}{c} 54 \\ \swarrow \downarrow \\ 5 \quad 4 \\ \text{tens ones} \end{array}$ Fifty-four
$\begin{array}{c} 55 \\ \swarrow \downarrow \\ 5 \quad 5 \\ \text{tens ones} \end{array}$ Fifty-five	$\begin{array}{c} 56 \\ \swarrow \downarrow \\ 5 \quad 6 \\ \text{tens ones} \end{array}$ Fifty-six	$\begin{array}{c} 57 \\ \swarrow \downarrow \\ 5 \quad 7 \\ \text{tens ones} \end{array}$ Fifty-seven	$\begin{array}{c} 58 \\ \swarrow \downarrow \\ 5 \quad 8 \\ \text{tens ones} \end{array}$ Fifty-eight
$\begin{array}{c} 59 \\ \swarrow \downarrow \\ 5 \quad 9 \\ \text{tens ones} \end{array}$ Fifty-nine	$\begin{array}{c} 60 \\ \swarrow \downarrow \\ 6 \quad 0 \\ \text{tens ones} \end{array}$ Sixty	$\begin{array}{c} 61 \\ \swarrow \downarrow \\ 6 \quad 1 \\ \text{tens ones} \end{array}$ Sixty-one	$\begin{array}{c} 62 \\ \swarrow \downarrow \\ 6 \quad 2 \\ \text{tens ones} \end{array}$ Sixty-two
$\begin{array}{c} 63 \\ \swarrow \downarrow \\ 6 \quad 3 \\ \text{tens ones} \end{array}$ Sixty-three	$\begin{array}{c} 64 \\ \swarrow \downarrow \\ 6 \quad 4 \\ \text{tens ones} \end{array}$ Sixty-four	$\begin{array}{c} 65 \\ \swarrow \downarrow \\ 6 \quad 5 \\ \text{tens ones} \end{array}$ Sixty-five	$\begin{array}{c} 66 \\ \swarrow \downarrow \\ 6 \quad 6 \\ \text{tens ones} \end{array}$ Sixty-six
$\begin{array}{c} 67 \\ \swarrow \downarrow \\ 6 \quad 7 \\ \text{tens ones} \end{array}$ Sixty-seven	$\begin{array}{c} 68 \\ \swarrow \downarrow \\ 6 \quad 8 \\ \text{tens ones} \end{array}$ Sixty-eight	$\begin{array}{c} 69 \\ \swarrow \downarrow \\ 6 \quad 9 \\ \text{tens ones} \end{array}$ Sixty-nine	$\begin{array}{c} 70 \\ \swarrow \downarrow \\ 7 \quad 0 \\ \text{tens ones} \end{array}$ Seventy

(Do pg 30 as like pg 29)

Numbers: 21 to 99 **31**

91 9 1 Ninety-one	92 9 2 Ninety-two	93 9 3 Ninety-three	94 9 4 Ninety-four
95 9 5 Ninety-five	96 9 6 Ninety-six	97 9 7 Ninety-seven	98 9 8 Ninety-eight
99 9 9 Ninety-nine			

Exercise 3.1

1. Match the numbers to their number names. One has been done for you.

89	Forty-six	71	Ninety-five
63	Eighty-nine	95	Fifty-four
38	Sixty-three	81	Seventy-one
46	Thirty-eight	54	Eighty-one

2. Write the correct number name for each of the following.

18	<i>Eighteen</i>	82	<i>Eighty two</i>
49	<i>Forty-nine</i>	55	<i>Fifty five</i>
37	<i>Thirty Seven</i>	64	<i>Sixty four</i>

New Guided Mathematics Class 1

COUNTING PRACTICE

Fill in the boxes to complete the number lines. One has been done for you.

Line 1: 11, 12, 13, 14, 15, 16, 17, 18, 19, 20

Line 2: 6, 7, 8, 9, 10, 11, 12, 13, 14

Line 3: 31, 32, 33, 34, 35, 36, 37, 38, 39

Line 4: 86, 87, 88, 89, 90, 91, 92, 93, 94

Line 5: 53, 54, 55, 56, 57, 58, 59, 60, 61

Line 6: 40, 41, 42, 43, 44, 45, 46, 47, 48

Line 7: 65, 66, 67, 68, 69, 70, 71, 72, 73

Line 8: 77, 78, 79, 80, 81, 82, 83, 84, 85, 86

Numbers: 21 to 99 **32**

FORWARD AND BACKWARD COUNTING

I am climbing up towards 50. Will you help me count forwards? I will need your help counting backwards too!

Fill in the missing numbers.

1	2	3	4	5	6	7	8	9	10
11	12	13	14	15	16	17	18	19	20
21	22	23	24	25	26	27	28	29	30
31	32	33	34	35	36	37	38	39	40
41	42	43	44	45	46	47	48	49	50

Fill in the missing numbers and help Radha count backwards.

100	99	98	97	96	95	94	93	92	91
90	89	88	87	86	85	84	83	82	81
80	79	78	77	76	75	74	73	72	71
70	69	68	67	66	65	64	63	62	61
60	59	58	57	56	55	54	53	52	51

New Guided Mathematics Class 1

Revision Exercise

1. Fill in the missing numbers.

30	31	32	33
21	22	23	24
34	35	36	37
42	43	44	45
45	46	47	48
39	40	41	42

2. Fill in the empty boxes.

Number	Number name	Tens	Ones
29	Twenty-nine	2	9
35	Thirty five	3	5
43	Forty three	4	3
76	Seventy six	7	6
50	Fifty	5	0
95	Ninety Five	9	5

(Do pg 35 yourself)

Copy work

CLASS-1, SUB:- MATHS, L-2 and 3
do it in Maths C.W copy.

I. Tick the correct number

a. 2 tens and 3 ones
21 48 12 23

b. 3 tens and 6 ones
63 13 26 36

c. 4 tens and 3 ones
22 43 34 44

II. Fill in the empty boxes

a) $\begin{array}{|c|} \hline 51 \\ \hline \end{array}$
 $\begin{array}{|c|} \hline 5 \\ \hline \end{array}$ tens $\begin{array}{|c|} \hline 1 \\ \hline \end{array}$ ones
fifty one

b) $\begin{array}{|c|} \hline 56 \\ \hline \end{array}$
 $\begin{array}{|c|} \hline 5 \\ \hline \end{array}$ tens $\begin{array}{|c|} \hline 6 \\ \hline \end{array}$ ones
fifty six

c) $\begin{array}{|c|} \hline 66 \\ \hline \end{array}$
 $\begin{array}{|c|} \hline 6 \\ \hline \end{array}$ tens $\begin{array}{|c|} \hline 6 \\ \hline \end{array}$ ones
sixty six

d) $\begin{array}{|c|} \hline 85 \\ \hline \end{array}$
 $\begin{array}{|c|} \hline 8 \\ \hline \end{array}$ tens $\begin{array}{|c|} \hline 5 \\ \hline \end{array}$ ones
eighty five

e) $\begin{array}{|c|} \hline 92 \\ \hline \end{array}$
 $\begin{array}{|c|} \hline 9 \\ \hline \end{array}$ tens $\begin{array}{|c|} \hline 2 \\ \hline \end{array}$ ones
ninety two

f) $\begin{array}{|c|} \hline 71 \\ \hline \end{array}$
 $\begin{array}{|c|} \hline 7 \\ \hline \end{array}$ tens $\begin{array}{|c|} \hline 1 \\ \hline \end{array}$ ones
seventy one

Exercise 3-1

1. Match the numbers to their number names

a) 89 → Eighty nine
 b) 63 → Sixty three
 c) 38 → Thirty eight
 d) 46 → Forty six
 e) 71 → Seventy one

2. Write the correct number name

a) 18 — eighteen
 b) 49 — forty nine
 c) 37 — thirty seven
 d) 82 — eighty two
 e) 55 — fifty five

3. Fill in the boxes to complete the number line

a) $\leftarrow 11 \quad 12 \quad 13 \quad 14 \quad \boxed{15} \quad \boxed{16} \quad \boxed{17} \quad \boxed{18} \quad 19 \quad 20 \rightarrow$

b) $\leftarrow 86 \quad 87 \quad 88 \quad \boxed{89} \quad \boxed{90} \quad \boxed{91} \quad \boxed{92} \quad \boxed{93} \quad 94 \rightarrow$

c) $\leftarrow 65 \quad 66 \quad 67 \quad \boxed{68} \quad \boxed{69} \quad \boxed{70} \quad \boxed{71} \quad \boxed{72} \quad 73 \rightarrow$

d) $\leftarrow 77 \quad 78 \quad \boxed{79} \quad \boxed{80} \quad \boxed{81} \quad \boxed{82} \quad 83 \quad 84 \quad 85 \quad 86 \rightarrow$

4. Fill in the missing numbers

1	2	3	4	5	6	7	8	9	10
11	12	13	14	15	16	17	18	19	20
21	22	23	24	25	26	27	28	29	30
31	32	33	34	35	36	37	38	39	40
41	42	43	44	45	46	47	48	49	50

5. Fill in the missing numbers count backward

100	99	98	97	96	95	94	93	92	91
90	89	88	87	86	85	84	83	82	81
80	79	78	77	76	75	74	73	72	71
70	69	68	67	66	65	64	63	62	61
60	59	58	57	56	55	54	53	52	51

REVISION EXERCISE

1. Fill in the missing numbers

a. 30, $\boxed{31}$, $\boxed{32}$, 33
 b. $\boxed{21}$, 22, $\boxed{23}$, 24
 c. $\boxed{34}$, $\boxed{35}$, 36, 37
 d. 42, $\boxed{43}$, $\boxed{44}$, 45
 e. $\boxed{45}$, $\boxed{46}$, 47, 48
 b. 39, $\boxed{40}$, $\boxed{41}$, 42

2. Fill in the empty boxes.

Number	Number name	Tens	Ones
a. 29	twenty nine	2	9
b. 35	thirty five	3	5
c. 43	forty three	4	3
d. 76	seventy six	7	6
e. 50	fifty	5	0
f. 95	ninety five	9	5

