

Class-Nursery, Class Teacher-Ankita Miss

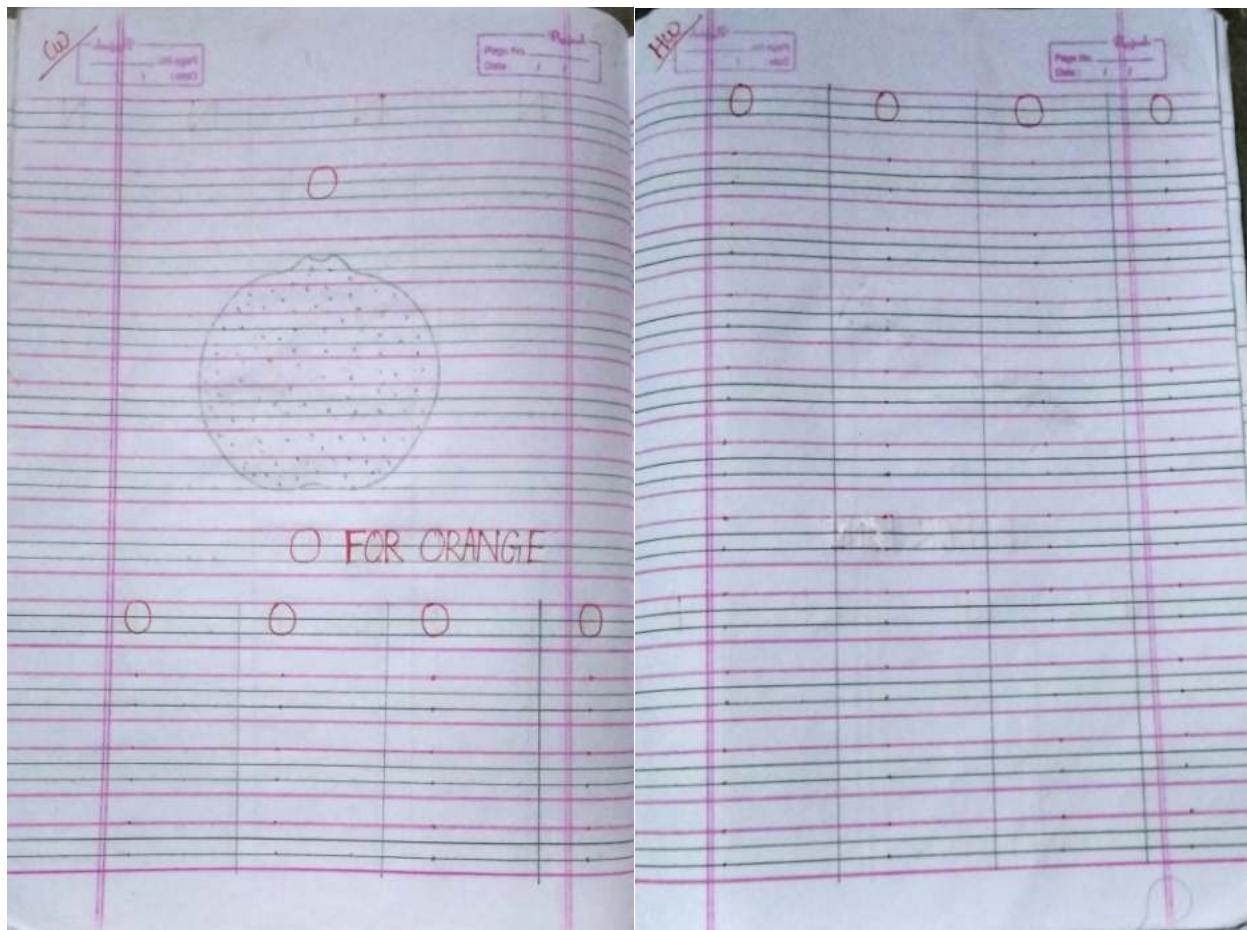
English:-

Book work (Part-1 Book) :-

Write from : Pg.No - 02 to 30 (In book)


Copy work :-

Write as it is written below.



C10 Page No. _____ Date: / /

P



P FOR PEN


P	P	P	P
---	---	---	---

H10 Page No. _____ Date: / /

P	P	P	P
---	---	---	---

C12 Page No. _____ Date: / /

Q



Q FOR QUILL

Q	Q	Q	Q
---	---	---	---

H12 Page No. _____ Date: / /

Q	Q	Q	Q
---	---	---	---

Handwritten page with musical staves. At the top, the letters "A-Q" are written. In the middle, the letters "A-Q" are written again. On the left side, the word "HW" is written vertically.

Handwritten page with musical staves. At the top, the letter "R" is written. Below it is a drawing of a rose. Underneath the drawing, the text "R FOR ROSE" is written. At the bottom, the letter "R" is repeated four times in a row, each in its own column.

Handwritten page with musical staves. At the top, the letters "R R R R" are written in a row. The page is mostly blank with some faint markings.

Handwritten page with musical staves. At the top, the letter "S" is written. Below it is a drawing of a sun with rays. Underneath the drawing, the text "S FOR SUN" is written. At the bottom, the letter "S" is repeated four times in a row, each in its own column.

Hw

S S S S

Cw

T



T FOR TOMATO

T T T T

Hw

T T T T

Cw

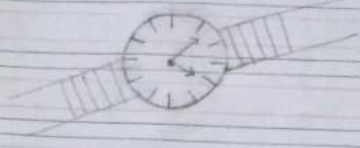
A-T

Hw

A-T

C20

W



W FOR WATCH


W	W	W	W
---	---	---	---

H20

W	W	W	W
---	---	---	---

C20

X



X FOR X-MAS TREE

X	X	X	X
---	---	---	---

H20

X	X	X	X
---	---	---	---


Maths:-


Book work (Part-1 Book) :-

Write from : Pg.No - 49 to 64 (In book)

Copy work :-

Write as it is written below.






HW
(1-35)

HW
(1-35)

HW HW
36 37 38 36 37 38

HW HW
38 39 40 38 39 40





G.k :-

Book work (Part-1 Book) :-

Wild Animals (Pg.No- 83)(Do it oral)

Drawing :-

Book work (Part-1 Book) :-

Colour the picture from :

Pg.No - 88 to 95 (In book)